
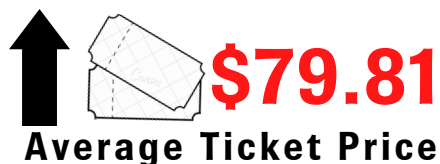


TAPA COVID-19 IMPACT SURVEY #5

KEY TAKEAWAYS

Data was collected between
 March 2022 and May 2022
 from 63% of total TAPA
 membership (70 member
 companies)

REVENUE & LOSSES

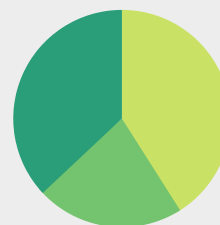


\$75,797,800
 Projected Losses for
 Next Six Months*
 March 2022 - August 2022

**63% of all respondents do not
 foresee projected ticket revenue
 losses during this period*

Philanthropic Giving

Remained Same
 37%



Increased
 41%

Decreased
 22%

EMPLOYMENT

Loss of Arts Workers

Since March 2020...

53% of respondents have made administrative and artistic staffing reductions



Admin Staff Lost

- Furloughed: 183
- Laid off: 77
- Terminated: 24
- Resigned: 132



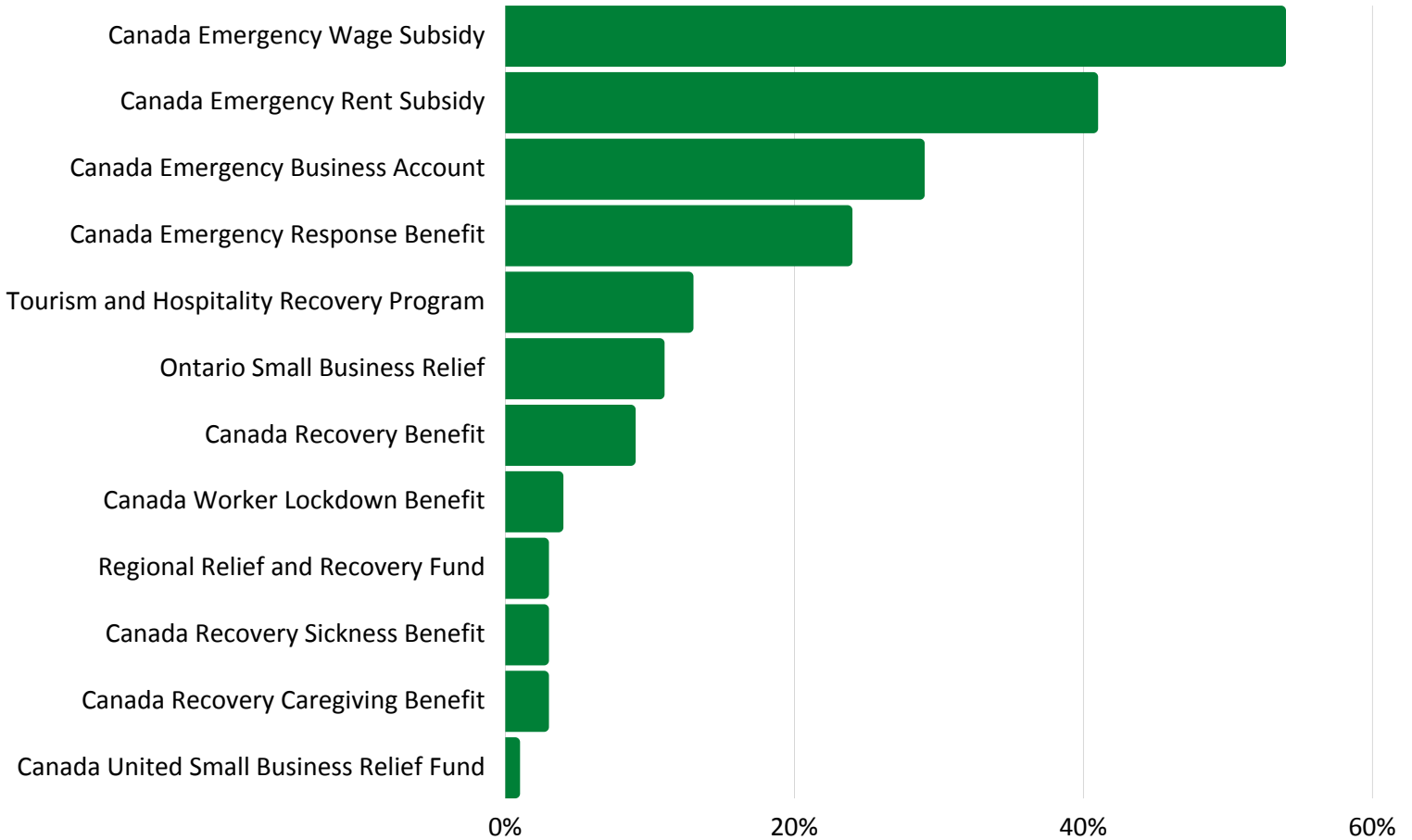
Artistic Staff Lost

- Furloughed: 44
- Laid off: 7
- Terminated: 4
- Resigned: 27

On average, **7** administrative employees and **4** artistic employees were reduced per organization where staffing reductions were made.


RELIEF FUNDING

70% of TAPA respondents accessed relief funding



LOOKING AHEAD

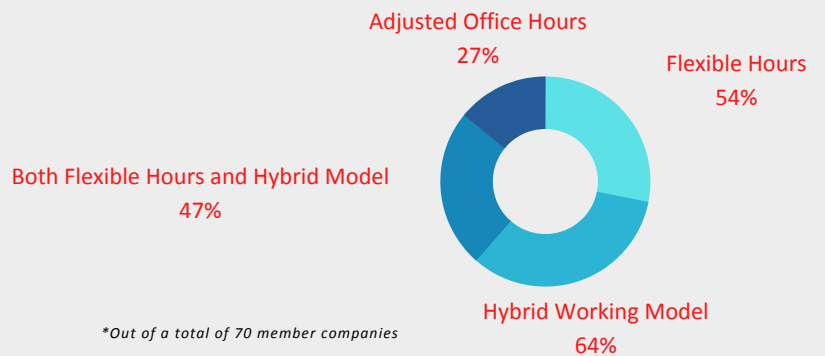
Since March 2022...



224

New Admin Staff Hired

Multiple Working Models Implemented*



**Out of a total of 70 member companies*